



Explore Health Sciences

JAYPEEDIGITAL.COM

The screenshot shows the homepage of Jaypeedigital.com. At the top left is the logo and tagline. A search bar is located at the top center with a magnifying glass icon. To the right of the search bar is a login section. Below the search bar are options for 'Browse By' and a 'Medical Dictionary' link. A language selection dropdown is also present. The main navigation bar includes links for Home, About Us, Librarian, Events, Ask for a trial, and Contact Us. On the left side, there is a blue sidebar with links to Books (1524), Videos (2339), Journals (27), Ask For A Trial, Frequently Asked Questions, and Business Partners. The main content area features a large banner with the text 'Most comprehensive medical content' and a background image of bookshelves. Below the banner are three colored boxes for 'Medicine', 'Dental', and 'Nursing', each containing a list of topics and a 'more' button. At the bottom, there are three sections: 'Most Visited Book', 'Most Viewed Videos', and 'Most Viewed Articles'.

Search

JAYPEEDIGITAL
Explore Health Science

LOGIN [You have Guest access]

Enter Username:

Enter Password:

Forgot Password

Powered by Google Translate

Home | About Us | Librarian | Events | Ask for a trial | Contact Us

Books (1524)

Videos (2339)

Journals (27)

Ask For A Trial

Frequently Asked Questions

Business Partners

Medicine

Dental

Nursing

>> Anatomy
>> Anesthesia
>> Biochemistry
>> Cardiology
>> Clinical Research

more

>> Essentials of Pedodontics
>> Exodontia Practice
>> Guide to Oral Pathology
>> Implantology Made Easy
>> Oral Medicine

more

>> Biochemistry for Nurses
>> Community Health Nursing
>> Essentials of Nursing
>> Fundamentals of Nursing
>> Geriatric Nursing

more

Most Visited Book

Most Viewed Videos

Most Viewed Articles

Bisection of Uterus

How is Systemic Blood Pressure and Intracranial

1. Login as user.
2. Multi search options available.
3. Google translator to translate the interface in your desired language.
4. Medical dictionary available.
5. Listed content available on our interface.

The screenshot shows the 'Subuser Registration' page of the Jaypeedigital website. The page has a header with the Jaypeedigital logo and navigation links. The registration form includes fields for Username, Password, Confirm Password, First Name, Last Name, Speciality, and Country. A 'Submit' button is at the bottom of the form. Three blue callout boxes with red numbered circles provide instructions: Box 1 points to the 'Institute's Name' field (labeled with a red 'i'); Box 2 points to the 'Submit' button; Box 3 points to the 'Subuser login' link in the top right corner.

JAYPEEDIGITAL
Explore Health Science

Browse By: Select

Search:

Advance Search | Keyword Search

Welcome Test User1

[Subuser login](#)

Home | About Us | My Account | Librarian | News & Events | Ask for a trial | Contact Us | Logout

Subuser Registration

1 Institute's Name

Username*

Use this email id as username to login

Password*

Confirm Password*

Speciality*

First Name*

Last Name

Country

2 Fill the boxes and Submit

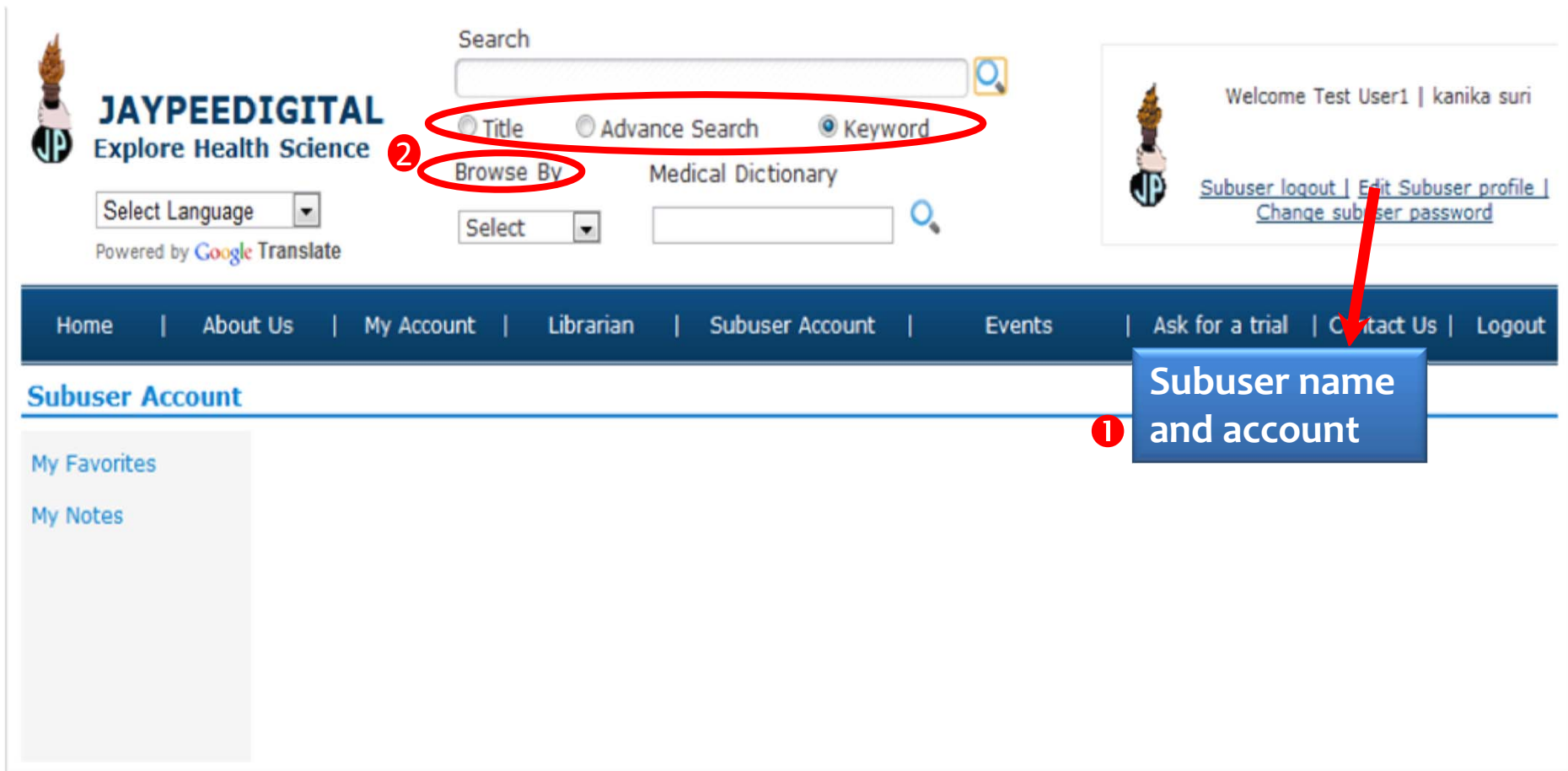
3 Log in as subuser

Feedback | Home | Contact Us | Ask for Trial | Twitter | Blogs

Jaypee Brothers Medical Publishers (P) Ltd.

1. After login the user's institute's name and logo appears on the top right corner.
2. Fill up the form.
3. Make a sub user account.

SEARCH FUNCTIONALITY




1. After creating the sub user account the user is directed to this page.
2. The content can be searched either by Direct search or browse by title, specialty, book type etc..

Select Language ▼

Powered by Google Translate

Home | About Us | My Account |



Advances in Ophthalmology_VOL-1

Garg Ashok , Sharma Vidushi ,Pandey Suresh K

9788180610981

DOI: 10.5005/jp/books/10033

Abstract



Clinical Applications of Antibiotics and Anti-inflammatory Drugs in Ophthalmology

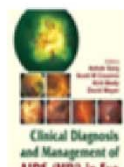
Ashok Garg, John D Sheppard, Donnenfeld Eric

9788184480320

DOI: 10.5005/jp/books/10117

Abstract

Written with the aim of providing complete up-to-date pharmacotherapeutic information about commercially available Antibiotics and Anti-inflammatory drugs in ophthalmology. Clinical and surgical applications of these in various ocular conditions is special attraction of this book. A number of known international ophthalmologists who are masters in ocular therapeutics field have shared their experiences in the form of 45 chapters. A Photo CD ROM provided with this book shall provide insight into Atlas of typical ocular infective and inflammatory conditions which are faced by ophthalmologists in their day-to-day practice. The book covers fundamentals including the ocular defense system, ocular drug delivery systems and drug permeability, specific antibiotic therapies and clinical applications, new generation fluoroquinolones, new uses of tetracyclines and topical azithromycin, pre- and postoperative cataract surgery regimens, endophthalmitis prophylaxis and management and treatment of corneal ulcers, etc.



Clinical Diagnosis and Management of AIDS (HIV) in Eye

Ashok Garg, Cousins Scott W, Mody Kirit, David Meyer

9788180618253

DOI: 10.5005/jp/books/10123

Abstract

Search

☐ Title ☒ Advance Search ☐ Keyword

Browse By

Select

Content Type :

Speciality :

ISBN/ISSN :

Title :

Author :

DOI :

Book Type:

Search

[Query Builder](#)

1. Go to advanced search.
2. Enter the details in the specific blank.
3. Click on the abstract to have a know about the book.
4. Still not arrived at the desired result, click on query builder.



JAYPEEDIGITAL
Explore Health Science

Select Language ▼

Powered by Google Translate

Search

retina

☐ Title

☐ Advance Search

☒ Keyword

Browse By

Medical Dictionary

Select ▼



Welcome Test User1 | kanika

Subuser logout | Edit Subuser pr
Change subuser password

Search by Keyword

Home

| About Us

| My Account

| Librarian

| Subuser Account

| Events

| Ask for a trial

| Contact Us

| Log

Search Result for "retina and ocular" found : 2442

Search within the searched results

ocular

Search

Filter These Results (Add criteria
from below to refine these results)

Type

Speciality

Anatomy (28)

Anesthesia (10)

Biochemistry (14)

Author

Content Type

Pub Year

Filters

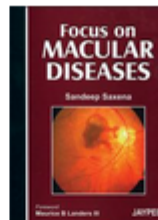


Chapter-05 Lesion of the Retina

Gupta AK, Mazumdar Shahana, Choudhry Saurabh

9788184488777 10.5005/jp/books/11059 Book Chapter 3318974 k

Practical Approach to Ophthalmoscopic Retinal Diagnosis

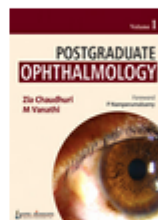


Chapter-13 Surgeries for Epiretinal Membrane, Vitreomacular Traction Syndrome, Idiopathic Macular Hole, Choroidal Neovascularization, Diabetic Macular Edema and Myopic Foveoschisis

Saxena Sandeep

9788180619533 10.5005/jp/books/10308 Book Chapter 5346132 k

Focus on Macular Diseases



Chapter-06.08 Diseases of the Ocular Surface

Zia Chaudhuri, Murugesan Vanathi

9789350252703 10.5005/jp/books/11478 Book Chapter 1478156 k

Postgraduate Ophthalmology



Chapter-16 Macular and Submacular Surgery

Saxena Sandeep

9788180616341 10.5005/jp/books/10572 Book Chapter 12796516 k

Ophthalmic Surgery The Cutting Edge



JAYPEEDIGITAL
Explore Health Science

Select Language ▼

Powered by Google Translate

Search



☐ Title ☐ Advance Search ☒ Keyword

Browse By

Medical Dictionary

Select
Select
Title
Speciality
Book Type
Video
Journal



LOGIN [You have Guest access]

Enter Username:

.....

Forgot Password

Home

About Us

Librarian

Events

Ask for a trial

Contact Us

Title

A (109) B (49) C (130) D (73) E (99) F (28) G (21) H (54) I (45) J (43) K (6) L (20) M (124)
N (31) O (38) P (179) Q (3) R (80) S (193) T (167) U (13) V (11) W (73) X (0) Y (1) Z (0)

A

Atlas of Breast Imaging with Mammography, Ultrasound

Pant Col. CS

Atlas of Hematology

Saxena Renu, Pati HP, Mahapatra M

A Workbook on Human Spermatozoa and Assisted Conception

Sonia Malik, Ashok Agarwal

Atlas of Otologic Surgery and Magic Otology

Goycoolea Marcos V

A Comprehensive Textbook of Midwifery and Gynecological Nursing

Jacob Annamma

A Quick Reference Guide to Child's Growth and Development for Nurses

Kalaimathi S Ani Grace

Atlas of Pediatric and Adolescent Gynecology

Yabes-Almirante Corazon, Atencio Franklin P, Guia Blanca C de

Allergy-Hormone Links

Shah Shilpa Bhupatrai

A Practical Approach to Anesthesia for Emergency Surgery

Manju N Gandhi, Anila D Malde, Amala G Kudalkar, Hemangi S Karnik


Alphabetically
arranged titles

radiography

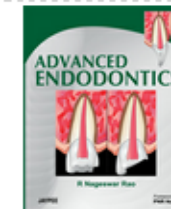
dhir R

Browse by title


Most Visited Books



Essentials of Medical Physiology
Sembulingam K, Sembulingam Prema



Advanced Endodontics
Rao R Nageswar



Clinical Anatomy for students: Problem solving approach
Kulkarni Neeta V



Textbook of Ophthalmology (Vol 1)-Amar Agarwal
Agarwal Sunita, Apple David J, Agarwal Athiya, Buratto Lucio, Alió Jorge L, Pandey Suresh K, Agarwal Amar



JAYPEEDIGITAL
Explore Health Science

Browse By

- Select
- Select
- Title
- Speciality
- Book Type**
- Video
- Journal

Search



Advance Search



Keyword

Search



Welcome Test User1

[Subuser login](#)

[Home](#)

[About Us](#)

[My](#)

[Librarian](#)

[News & Events](#)

[Ask for a trial](#)

[Contact Us](#)

[Logout](#)

Book Type

Browse by Book Type



Professional Book

3D AND 4
A Color Atlas of Minimal Access Sur....
A Colour Atlas of Pediatric Laparos....
A Complete Hospital Manual of Instr....
A Practical Approach to Gynecologic....
A Practical Guide to the Management....
A Practical Operative Guide to Tota....
A Rational View on Modern Ophthalmi....
ABC of Research Methodology and App....
Advances In Gastrointestinal Endosc....
Advances in Oncology Volume 3
Advances in Ophthalmology_VOL-1
Advances in Pediatrics
An Atlas of Neonatology
An Atlas of Small Parts and Musculo....
Anaesthesia in Laparoscopic Surgery
Anterior Segment Imaging in Ophthal...



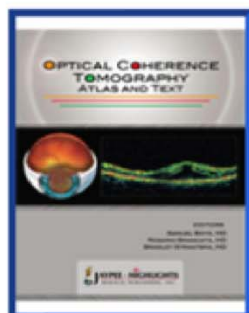
Reference Book

Cases Diagnosis & Treatmen....
A Comprehensive Approach to PPH
A Handbook of Vitiligo and Colour A....
A Hysteroscopic View
A Practical Guide to Hospital Denti....
A Ready Reckoner for Vaccinations
A Systematic Review of Subjects for....
A Visual Field Evaluation with Auto....
Adult Immunization (Monograph)
Advances in Obstetrics & Gynecology
Advances in Obstetrics & Gynecology....
Aesthetic & Cosmetic dentistry made....
All About Leprosy
Alternative Therapies for Medical P....
An Update on Menopause
Anatomical Principles of Endoscopic....
Basic Surgical Skills & Techniques



Text Book

100 Case Histories in Clinical Medi....
A Comprehensive Textbook of Midwife....
A Concise Textbook of Oral and Max....
A Guide to Mental Health & Psychiat....
A Guide to Postmortem Examination o....
A Handbook of Physiotherapy
A Handbook of Practical Pediatrics
A Primer of Anesthesia
A Short Book of Public Health
A Short Textbook of Psychiatry
A Textbook of Practical Physiology
Advanced Endodontics
AIDS & Oral Health
Alternative Therapies
An Easy Guide for Practical Biochem....
An Introduction to Dermatology, STD....
Anatomy in Surgery



Title: Optical Coherence Tomography—Atlas and Text

Author: Boyd Samuel, Brancato Rosario, Straatsma Bradley

ISBN: 9789962678045

Speciality: Ophthalmology

DOI: 10.5005/jp/books/11235

Edition: 1/e

Publishing Year: 2009

Pages: 169

Book Type: Professional Book

[Abstract](#)

[Refer to Friend](#)

[Recommend To Librarian](#)
[Submit Your Review](#)

Recommendations & Reviews

Add complete book to your favourite list

Add to Favourites

Click for viewing chapter

Download directly

Related Books




Clinical Methods in Ophthalmology

Datta Himadri, Mandal Debasish, Chakravarty Arup




The Art of Phacoemulsification

Mehta Keiki R, Alpar John J



Textbook of Ophthalmology (Vol 1)-Amar Agarwal

Agarwal Sunita, Apple David J, Agarwal Athiya, Buratto Lucio, Alió Jorge L, Pandey Suresh K, Agarwal Amar



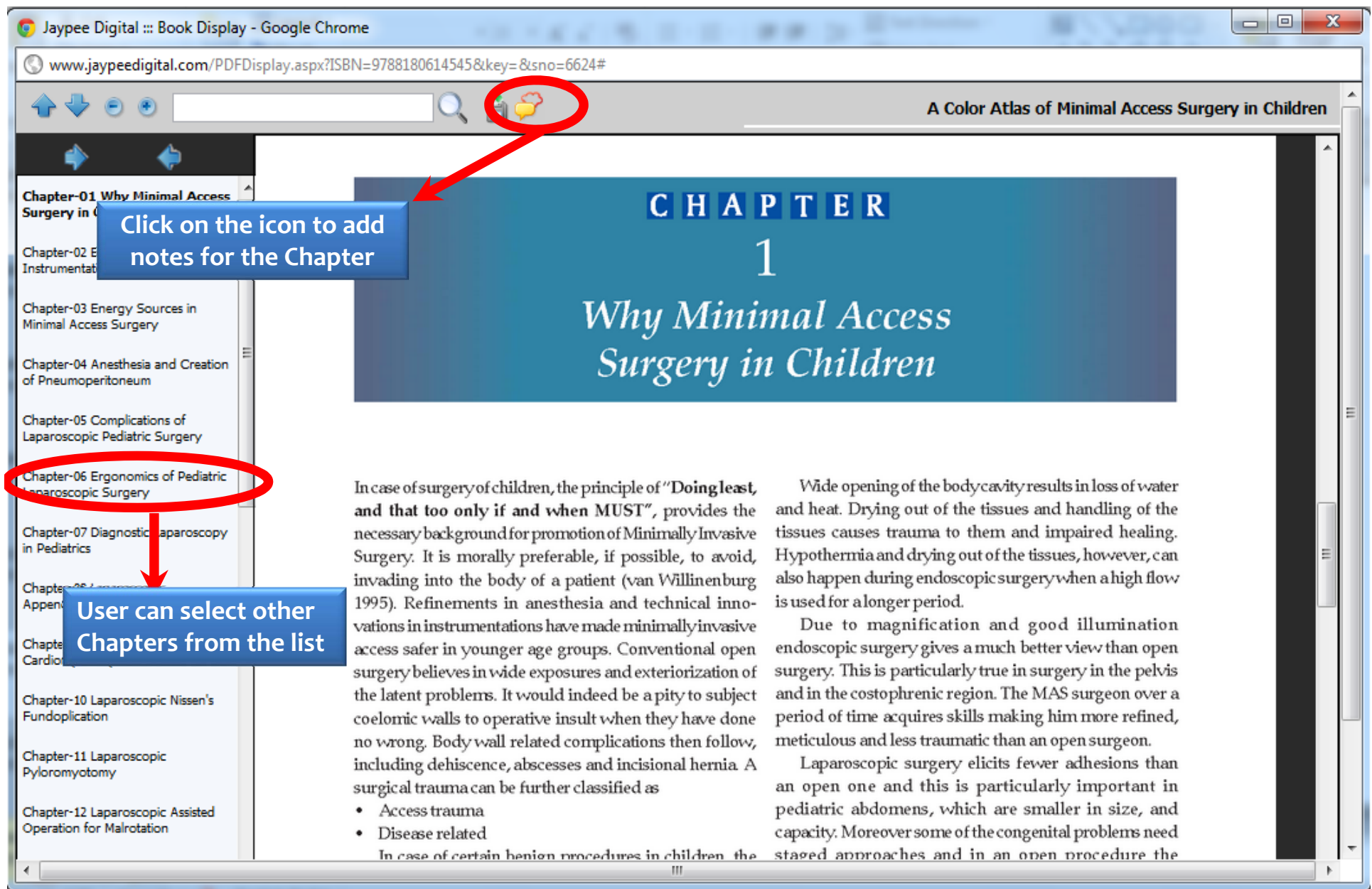
Small Incision Cataract Surgery



Advances in Ophthalmology VOL-1

Garg Ashok, Sharma Vidushi, Pandey Suresh K, Apple David J

Preliminary Pages		12	
Chapter-01 Introduction to OCT	2.16 MB	1-12	
Chapter-02 OCT Scan Applications, Protocols and Procedures	2.2 MB	13-24	
Chapter-03 Application of Optical Coherence Tomography in Ophthalmology		25-36	
Chapter-04 Optical Coherence Tomography for Exploring the Anterior Segment of the Eye	1.5 MB	37-44	
Chapter-05 Architecture of Clear Corneal Tissues Determined by OCT	2.94 MB	45-52	



- After clicking on a chapter, the user enters the chapter viewer.
- Follow the above mentioned steps.

Jaypee Digital :: Book Display - Google Chrome

www.jaypeedigital.com/PDFDisplay.aspx?ISBN=9788180614545&key=8&sno=6624#

A Color Atlas of Minimal Access Surgery in Children

Chapter-01 Why Minimal Access Surgery in Children

Chapter-02 Equipment and Instrumentation

Chapter-03 Energy Sources in Minimal Access Surgery

Chapter-04 Anesthesia and Creation of Pneumoperitoneum

Chapter-05 Complications of Laparoscopic Pediatric Surgery

Chapter-06 Ergonomics of Pediatric Laparoscopic Surgery

Chapter-07 Diagnostic Laparoscopy in Pediatrics

Chapter-08 Laparoscopic Appendectomy in Children

Chapter-09 Laparoscopic Cardiomyotomy for Achalasia Cardia

Chapter-10 Laparoscopic Nissen's Fundoplication

Chapter-11 Laparoscopic Pyloromyotomy

Chapter-12 Laparoscopic Assisted Operation for Malrotation

Chapter-13 Laparoscopic Adhesiolysis

Chapter-14 Laparoscopic Treatment of Hirschsprung's Disease

CHAPTER 1

A Color Atlas of Minimal Access Surgery in Children

Notes

Chapter: Chapter-01...

Note: This chapter is very important in the case of surgery in children...

1

Type your important note and click to save

Notes

Chapter: Chapter-01...

Note:

List of Notes

Chapter	Notes	Edit	Delete
Chapter-01_Why Minimal Access Surgery in Children	This chapter is very important in the case of surgery in children...	Edit	Delete
Chapter...		Edit	Delete

2

User can edit or delete their notes

In case of certain benign procedures in children, the staged approaches and in an open procedure the postoperative morbidity is solely attributed to the access trauma rather than the procedure. The larger the open wound, the more morbidity can be expected. The smaller the access more morbidity can be expected. The larger the open wound, the more morbidity can be expected. The smaller the access more morbidity can be expected.



JAYPEEDIGITAL
Explore Health Science

Browse By

Select

Search

Advance Search

Keyword

Search



Welcome Test User1 | kanika suri

[Subuser logout](#) | [Edit Subuser profile](#) |

[Change subuser password](#)

[Home](#)

[About Us](#)

[My Account](#)

[Librarian](#)

[Subuser Account](#)

[New](#)

[Contact Us](#)

[Logout](#)

**Subuser name
and account**

Favorite Books

My Favorites

ISBN	Title		<input type="checkbox"/> Select All
9788180613227	3D AND 4D Ultrasound a Text And Atlas	Delete	<input type="checkbox"/>

[Refer to Friend](#)

My Notes

Select Type

book

Sort

--Select--

[Email to Friend](#)

[Export to Excel](#)

[Export to Word](#)

**User can share
important notes**

Title	Notes	<input type="checkbox"/> Select All	Edit	Delete
3D AND 4D Ultrasound a Text And Atlas	codes represent a virtual tour through the entire uterus.	<input type="checkbox"/>		
3D AND 4D Ultrasound a Text And Atlas	Chapter-09_The Myometrium	09/12/2011	Advances gynecologic surgery and trend towards.	<input type="checkbox"/>

**User can export all notes
in Word & Excel Format**

[Feedback](#)

[Home](#)

[Contact Us](#)

[Ask for Trial](#)

[Twitter](#)

[Blogs](#)

Jaypee Brothers Medical Publishers (P) Ltd.

The subuser account allows to

- share notes
- Export them in different formats

The screenshot shows a web browser window with the URL www.jaypeedigital.com/ImageVerificationPDF.aspx?614545&key=&sno=6624#. The page title is "A Color Atlas of Minimal Access Surgery in Children". The main content area displays "CHAPTER" and "Why Minimal Access Surgery in Children".

Four numbered instructions are overlaid on the image:

- 1** Click on this tab to download the Chapter (points to a download icon in the browser's address bar).
- 2** New Window Pop-up (points to a pop-up window titled "Image Verification" with a CAPTCHA code "7CLPMI" and "Ok" and "Close" buttons).
- 3** Type words in given box (points to a CAPTCHA code "KSY2AG" in a pop-up window titled "Image Verification for downloading").
- 4** Click Ok to Save Chapter in pdf (points to the "Ok" button in the "Image Verification for downloading" pop-up window).

The "Image Verification for downloading" pop-up window also includes a note: "Note: Download count increment by one after image verification".

Follow the steps sequentially to download the chapter.



JAYPEEDIGITAL
Explore Health Science

Select Language ▼

Powered by Google Translate

Search



☐ Title ☐ Advance Search ☒ Keyword

Browse By

Medical Dictionary

Select ▼



Welcome Test User1 | kanika suri

[Subuser logout](#) | [Edit Subuser profile](#) | [Change subuser password](#)

[Home](#)

[About Us](#)

[My Account](#)

[Librarian](#)

[Subuser Account](#)

[Events](#)

[Ask for a trial](#)

[Contact Us](#)

[Logout](#)

Search Videos by Keywords

Speciality:

Search in videos

[Search](#)

Speciality: Ophthalmology



Manual lamellar keratoplasty...
[Download](#)



Patch graft for perforated
corneal ulcer...
[Download](#)



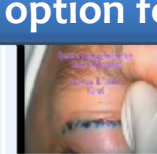
Levator Resection Revisited...
[Download](#)



Keratoplasty — Tuck it in (Tuck
in lamellar keratoplasty...
[Download](#)



Therapeutic penetrating
keratoplasty in a case of ...
[Download](#)




Operative Techniques for
Frontalis Muscle Flap Pro...
[Download](#)



Automated therapeutic lamellar
keratoplasty...
[Download](#)



Descemet's membrane endothelial
keratoplasty (DMEK...
[Download](#)



Correction of Telecanthus
and Epicanthus Inversus ...
[Download](#)



Deep anterior lamellar
keratoplasty: Big bubble te...
[Download](#)




One Shot Epithelium Rhexis...
[Download](#)



Bilateral Fascia Lata
Frontalis Sling Procedure...
[Download](#)



Deep anterior lamellar
keratoplasty: Double bubble...
[Download](#)



Descemet's stripping automated
endothelial keratop...
[Download](#)



Orbital Floor Fracture Repair:
Conjunctival Approa...
[Download](#)

Choose by
Specialty

Search option for vidoes




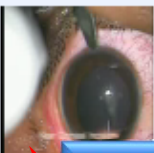





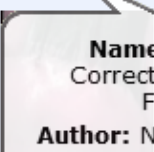


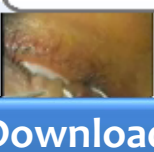

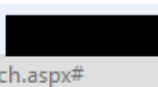


Search Videos by Keywords

Speciality:

Search in videos

Search within the searched results

Speciality : Ophthalmology

 Keratoglobus — Tuck it in (Tuck in lamellar kerato...) Download	 Near Corneal Incision... Download	 Penetrating Keratoplasty Dr. Saugendra Barman, M.D. L. V. Prasad Eye Institute, Hyderabad
 Deep anterior lamellar keratoplasty: Double bubble... Download	 Fracture... correction by Tarsal Download	 Penetrating Keratoplasty Prof. Aziza Pasha, M.D. Dr. Sakshi Shrivastava Dr. R. P. Centre for Ophthalmology Gurgaon, New Delhi
 Autorotational and autorotational keratoplasty... Download	 Entropion Correction by Tarsal Fracture Name: Entropion Correction by Tarsal Fracture Author: Nema HV , Nema Nitin	 Trabeculectomy Dr. P. A. Shukla, M.D.
 Keratoplasty — The bond strengthened (Tuck in pene... Download	 Entropion Correction by Mucous Graft... Download	 Small Incision Cataract Surgery Prof. K. R. S. Reddy, M.D. Vardhman Medical College, Hyderabad Dr. Ruchi Goyal, M.D. Gurgaon, New Delhi
 Jones Procedure for Correction of	 Small Incision Cataract Surgery	 Small Incision Cataract Surgery

Click on text
to see Video

Flash pop up giving
details of the video

Click on Download
to Save Video



JAYPEEDIGITAL
Explore Health Science

Select Language ▼

Powered by Google Translate

Search

☐ Title ☐ Advance Search ☒ Keyword

Browse By Medical Dictionary

Select ▼
Select
Title
Speciality
Book Type
Video
Journal




Welcome Test User1 | kanika suri

[Subuser logout](#) | [Edit Subuser profile](#) | [Change subuser password](#)

Home | About Us | My Account | Librarian | Subuser Account | Events | Ask for a trial | Contact Us | Logout

All Journals



Journal of Current Glaucoma Practice

ISSN	0974-0333
e ISSN	0975-1947
Frequency	Thrice in a year
Subject	Ophthalmology, Glaucoma
Readership	Ophthalmologists, Glaucoma Specialists
DOI	10.5005/jp-journals-10008

List of Journals



Journal of Ultrasound in Obstetrics and Gynecology

ISSN	0973-614X
e ISSN	0975-1912
Frequency	Quarterly
Subject	Ultrasound, Obstetrics & Gynecology
Readership	Obstetricians & Gynecologists, Ultrasonographers
DOI	10.5005/jp-journals-10009




World Journal of Laparoscopic Surgery


ISSN	0974-5092
e ISSN	0975-1955
Frequency	Thrice in a year
Subject	Laparoscopic Surgery, Surgery

Click on the Journal


Most Visited Books



Essentials of Medical Physiology
Sembulingam K, Sembulingam Prema



Advanced Endodontics
Rao R Nageswar



Clinical Anatomy for students: Problem solving approach
Kulkarni Neeta V



Textbook of Ophthalmology (Vol 1)-Amar Agarwal
Agarwal Sunita, Apple David J, Agarwal Athiya, Buratto Lucio, Alió Jorge L, Pandey Suresh K, Agarwal Amar



JAYPEEDIGITAL
Explore Health Science

Select Language ▼

Powered by Google Translate

Search



☐ Title ☐ Advance Search ☒ Keyword

Browse By

Medical Dictionary

Select ▼



Welcome Test User1 | kanika suri

[Subuser logout](#) | [Edit Subuser profile](#) | [Change subuser password](#)

[Home](#)

[About Us](#)

[My Account](#)

[Librarian](#)

[Subuser Account](#)

[Events](#)

[Ask for a trial](#)

[Contact Us](#)

[Logout](#)

List of Issues - World Journal of Laparoscopic Surgery

[Back](#)

1

2011

January-April 2011 (Vol 4 Issue World Journal of Laparoscopic Surgery Page 72)

May-August 2011 (Vol 4 Issue World Journal of Laparoscopic Surgery Page 56)

September-December 2011 (Vol 4 Issue World Journal of Laparoscopic Surgery Page 48)

2010

January-April 2010 (Vol 3 Issue World Journal of Laparoscopic Surgery Page 53)

May-August 2010 (Vol 3 Issue World Journal of Laparoscopic Surgery Page 52)

September-December 2010 (Vol 3 Issue World Journal of Laparoscopic Surgery Page 66)

2009

January-April 2009 (Vol 2 Issue World Journal of Laparoscopic Surgery Page 54)

May-August 2009 (Vol 2 Issue World Journal of Laparoscopic Surgery Page 56)


September-December 2009 (Vol 2 Issue World Journal of Laparoscopic Surgery Page 60)

2008

January-April 2008 (Vol 1 Issue World Journal of Laparoscopic Surgery Page 59)

May-August 2008 (Vol 1 Issue World Journal of Laparoscopic Surgery Page 51)

September-December 2008 (Vol 1 Issue World Journal of Laparoscopic Surgery Page 57)



2

[Feedback](#)

[Home](#)

[Contact Us](#)

[Ask for Trial](#)

[Twitter](#)

[Blogs](#)

Jaypee Brothers Medical Publishers (P) Ltd.

1. List of issues.
2. Click on the issue you want to read.

1. Click to view the article opening in a new viewer.

2. Click on the download icon to save the article.

3. Create notes

Contents of Issue: World Journal of Laparoscopic Surgery

[Back](#)
[For editorial information click here](#)

ORIGINAL ARTICLES

Technical Modifications in Laparoscopic Appendectomy

Ali Aminian, Faramarz Karimian, Karamollah Toolabi, Rasoul Mirsharifi

1-4

[Full Text PDF](#)

ORIGINAL ARTICLES

Stump Appendicitis: A Bane or Boon of Laparoscopic Appendectomy

Sreeramulu PN, Nikhil S Shetty, Mahesh Babu B, Asadulla Baig, Supreeth CS

5-6

[Full Text PDF](#)

ORIGINAL ARTICLES

Laparoscopic versus Open Management of Appendicitis

Falih Mohssen Ali

7-11

[Full Text PDF](#)

ORIGINAL ARTICLES

A Review on the Role of Laparoscopy in Appendectomy

Aryan Ahmed

13-17

[Full Text PDF](#)

REVIEW ARTICLES

Single-Port Laparoscopic Placement of Peritoneal Catheter

Tag Alsir Alamin Logman, RK Mishra

19-20

[Full Text PDF](#)

REVIEW ARTICLES

Laparoscopic Resection for Rectal Cancer: A Review and Update on Perioperative and Long-term Oncologic Outcome

Enter text for search in dictionary:

WJOLS

10.5005/jp-journals-10007-1107

ORIGINAL ARTICLE

Stump Appendicitis: A Bane or Boon of Laparoscopic Appendectomy

¹Sreeramulu PN, ²Nikhil S Shetty, ³Mahesh Babu B, ²Asadulla Baig, ²Supreeth CS

¹Professor, Department of General Surgery, Sri Devaraj Urs Medical College, Kolar, Karnataka, India

²Resident, Department of General Surgery, Sri Devaraj Urs Medical College, Kolar, Karnataka, India

³Assistant Professor, Department of General Surgery, Sri Devaraj Urs Medical College, Kolar, Karnataka, India

ABSTRACT

Appendiceal stump appendicitis is a very rare surgical event, though acute appendicitis is still the most common cause of abdominal surgeries worldwide. The incidence of appendiceal stump appendicitis is on a gradual rise possibly due to laparoscopic surgeries. In this study, we report a 54-year-old woman with preoperatively diagnosed stump appendicitis by ultrasound who underwent a laparoscopic appendectomy 8 years ago.

Keywords: Appendiceal stump appendicitis, Laparoscopic appendectomy.

INTRODUCTION

Acute appendicitis is still the most common cause of abdominal surgeries worldwide. Even though the clinical features of stump appendicitis do not differ from those of

Abdomen was closed in layers. Histopathological examination confirmed stump appendicitis.

DISCUSSION